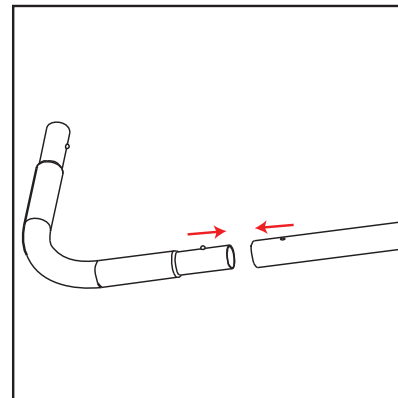
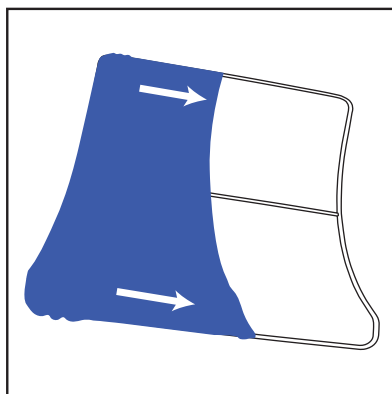


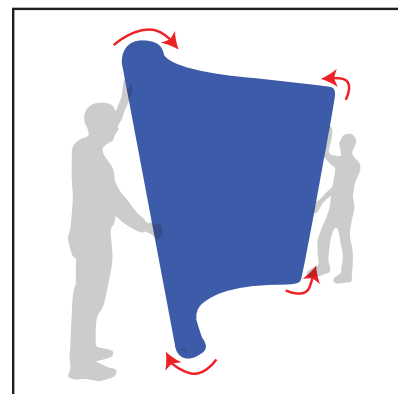
1. Straighten and assemble all bungee poles.



2. Assemble the frame by aligning the stickers as seen in the frame diagram.



3. Pull pillowcase graphic over frame and zip bottom closed.



4. Straighten the frame. Have two people hold the sides of the frame, then gently twist until straight.