



You may receive a light kit with your Graffiti display that contains half the amount of lights as expected. This is not a mistake, instead use this set of instructions for installation of lights along the bottom only. Please note that this change provides the same, if not better, backlit lighting solution.




Bottom of Light Bar
with an "X" bracket

"X" bracket snaps
into bottom of frame

Bottom of frame



Connect power



Installed lights should
look like this. Lights run
along the **bottom only**